

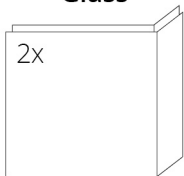
SPECIFICATIONS

Rated thermal input	5,9 kW
Efficiency	84 %
Smoke flue diameter	180 mm
Min. thrust (under pressure) for rated thermal input	12 Pa
Fuel gas temperature	215 °C
Volume of fuel gas	4,9 g/s
CO emissions in fuel gas (at 13 % O ₂)	0,0943 %
Dust in the fuel gas (at 13 % O ₂)	18 mg/Nm ³
Volume of fuel per hour	1,84 kg/h
Fuel	wood (beech logs)
Weight	128 kg



LIST OF SPARE PARTS

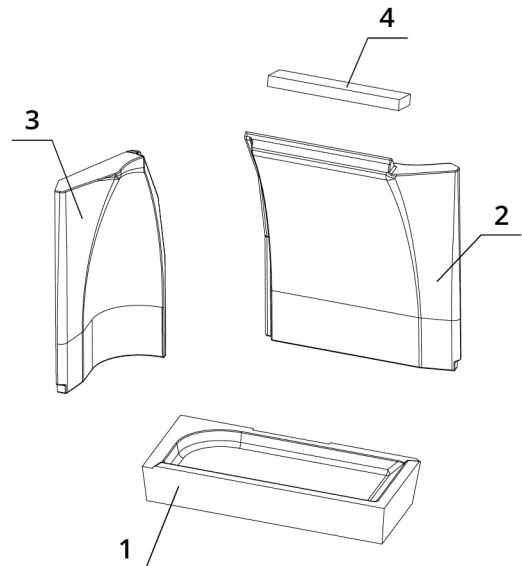
Glass



650 x 330 x 468 mm

Carcon stones

1. Bottom
2. Back
3. Side
4. Deflector



BEF PASSIVE 8 CP

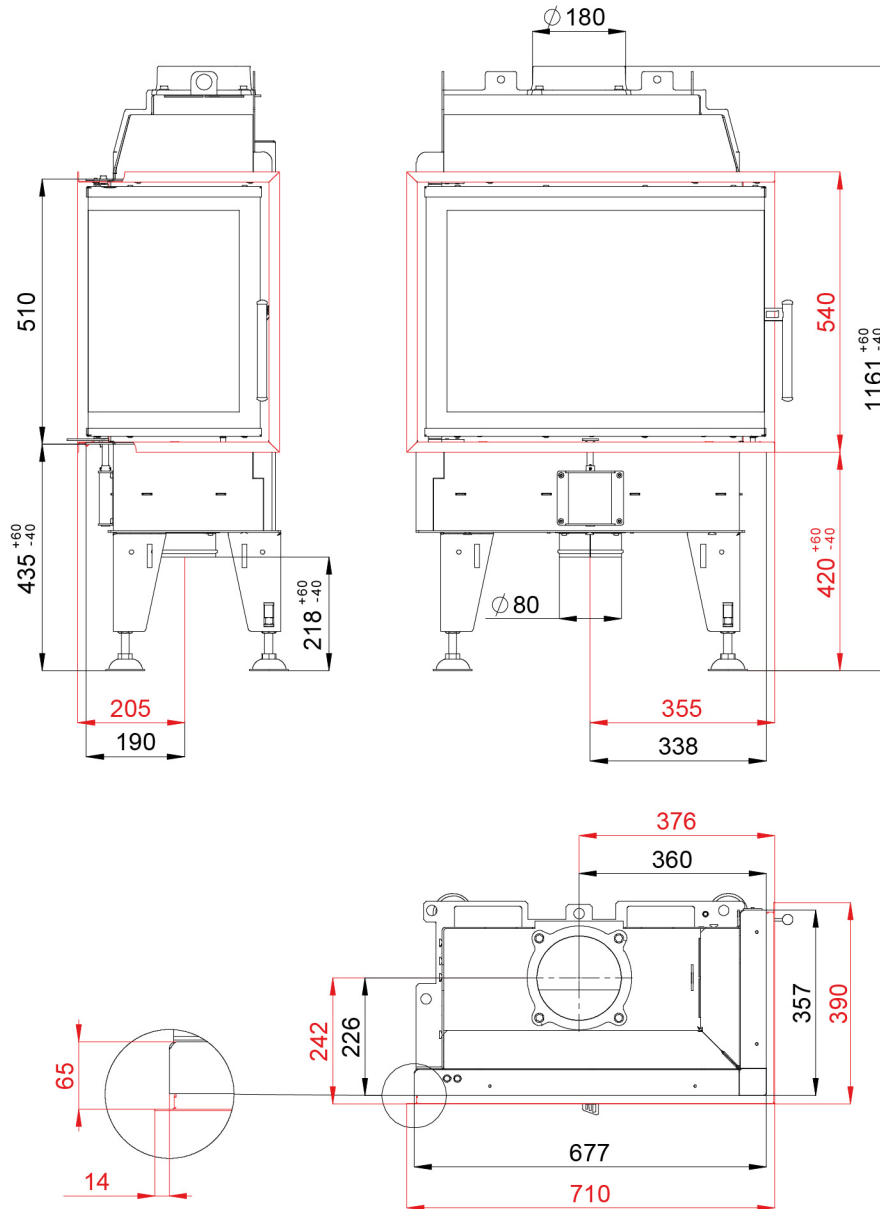
BLOWER DOOR
TEST

TÜV
GEPRÜFT

ČSN EN
13229

www.befhome.com

TECHNICAL DRAWING



BEF PASSIVE 8 CP

BLOWER DOOR
TEST

TÜV
GEPRÜFT

ČSN EN
13229