

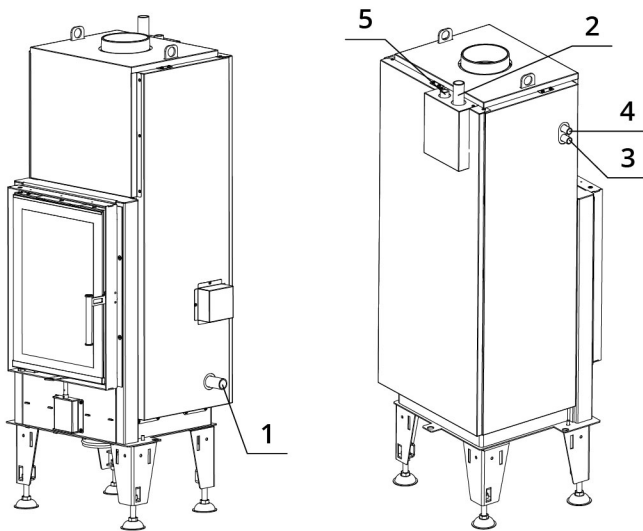
## SPECIFICATIONS

Rated thermal input	7,8 kW
Rated thermal input into water	5,8 kW
Efficiency	83 %
Smoke flue diameter	150 mm
Min. thrust (under pressure) for rated thermal input	10 Pa
Fuel gas temperature	230 °C
Volume of fuel gas	7,8 g/s
CO emissions in fuel gas (at 13 % O <sub>2</sub> )	0,07 %
Dust in the fuel gas (at 13 % O <sub>2</sub> )	26 mg/Nm <sup>3</sup>
Volume of fuel per hour	2,2 kg/h
Fuel	wood (beech logs)
Weight	246 kg



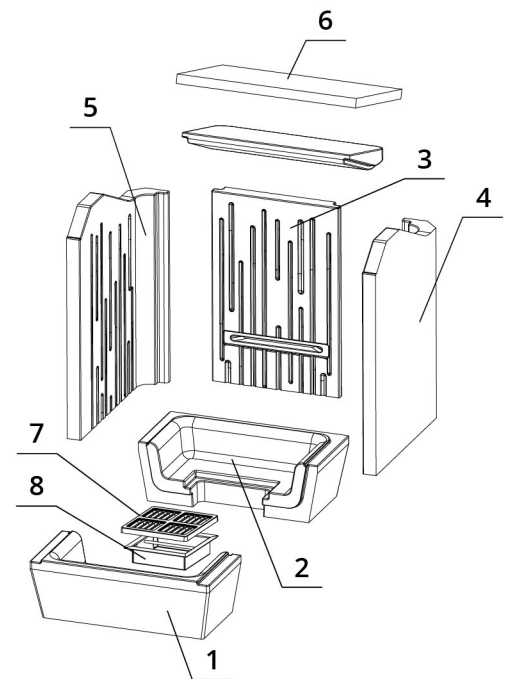
## LIST OF SPARE PARTS

Heat exchanger connection diagram



1. Cold water inlet to the heat exchanger (return), external thread 1"
2. Hot water outlet from the heat exchanger (riser), external thread 1"
3. Cold water inlet to thermal protection, external thread 1/2"
4. Heated water outlet from thermal protection, external thread 1/2"
5. Inlet for venting valve, internal thread 1/2"

Carcon stones



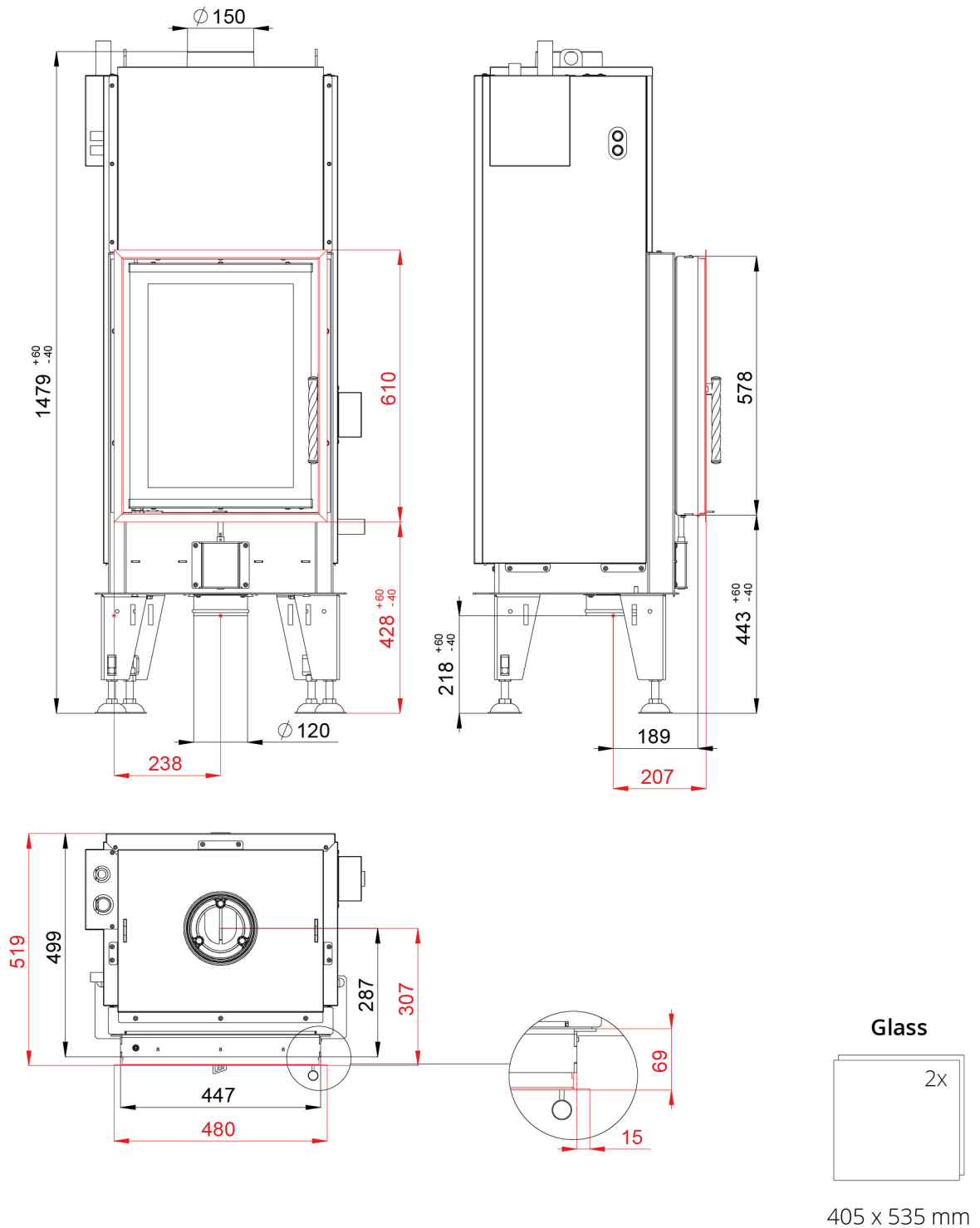
- |                 |               |                   |
|-----------------|---------------|-------------------|
| 1. Front bottom | 4. Right side | 6. Deflector      |
| 2. Back bottom  | 5. Left side  | 7. Cast iron grid |
| 3. Back         | 8. Ash tray   |                   |

# BEF AQUATIC WH 450

BlmSchv Stufe 2	15a B - VG	ČSN EN 13229
--------------------	---------------	-----------------

www.befhome.com

## TECHNICAL DRAWING



# BEF AQUATIC WH 450

BlmSchV Stufe 2 | 15a B - VG | ČSN EN 13229