

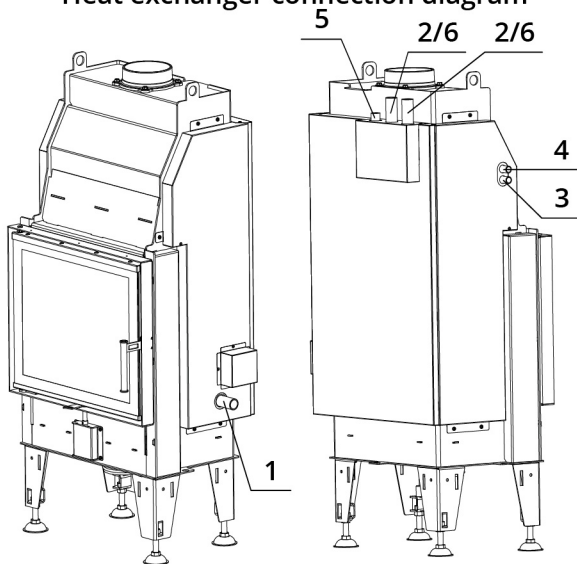
SPECIFICATIONS

Rated thermal input	14,5 kW
Rated thermal input into water	9,5 kW
Efficiency	86 %
Smoke flue diameter	180 mm
Min. thrust (under pressure) for rated thermal input	10 Pa
Fuel gas temperature	211 °C
Volume of fuel gas	12 g/s
CO emissions in fuel gas (at 13 % O ₂)	0,07 %
Dust in the fuel gas (at 13 % O ₂)	28 mg/Nm ³
Volume of fuel per hour	4 kg/h
Fuel	wood (beech logs)
Weight	386 kg



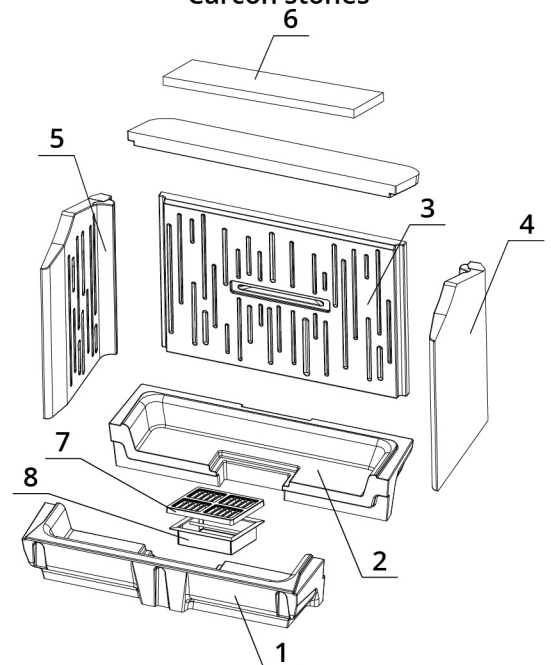
LIST OF SPARE PARTS

Heat exchanger connection diagram



1. Cold water inlet to the heat exchanger (return), external thread 1"
2. Hot water outlet from the heat exchanger (riser), external thread 1"
3. Cold water inlet to thermal protection, external thread 1/2"
4. Heated water outlet from thermal protection, external thread 1/2"
5. Inlet for venting valve, internal thread 1/2"
6. Thermal Input Sensor, external thread 1"

Carcon stones



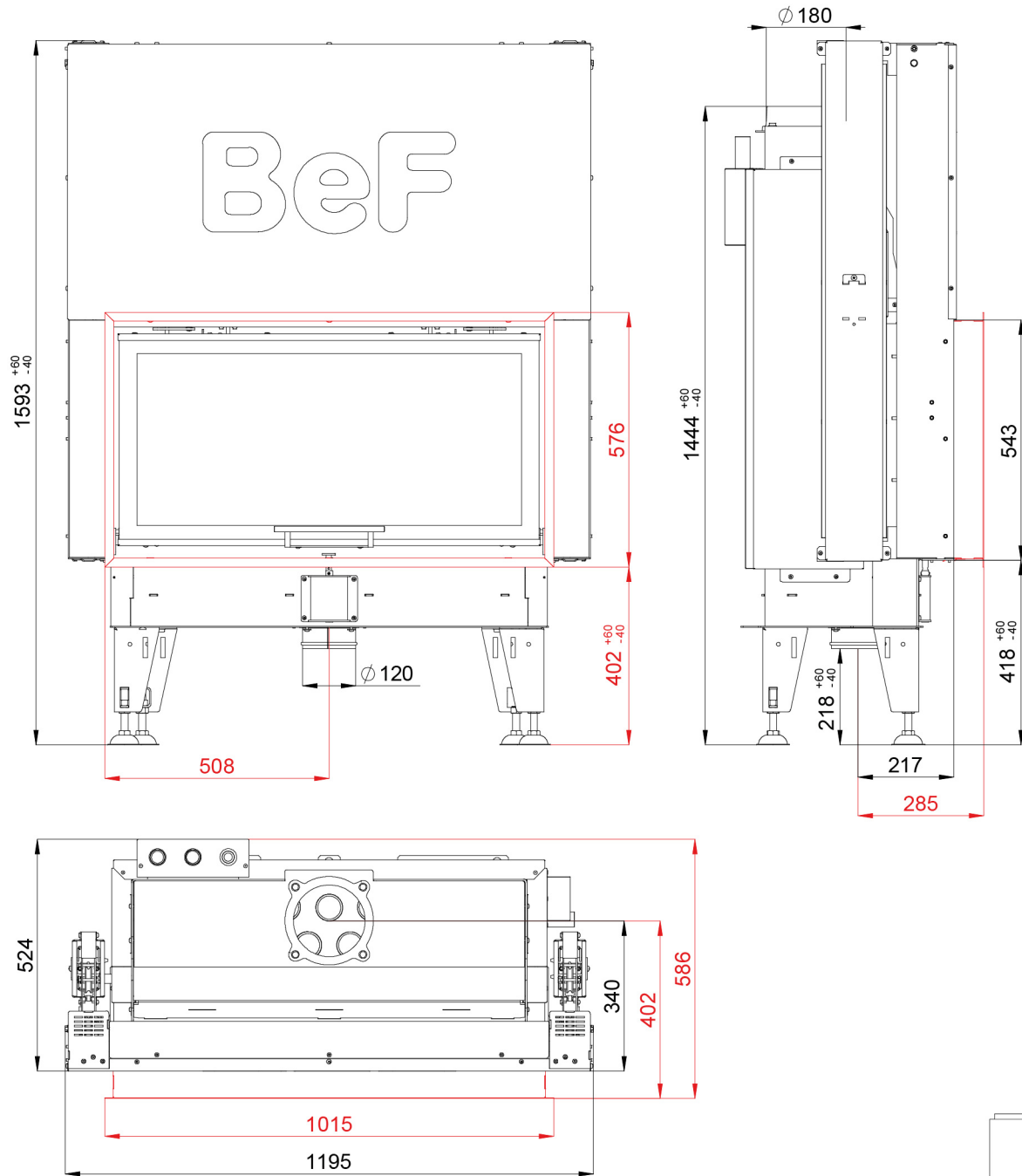
- | | |
|-----------------|-------------------|
| 1. Front bottom | 6. Deflector |
| 2. Back bottom | 4. Right side |
| 3. Back | 5. Left side |
| | 7. Cast iron grid |
| | 8. Ash tray |

BEF AQUATIC WH V 100

BlmSchV Stufe 2	15a B-VG	ČSN EN 13229
--------------------	-------------	-----------------

www.befhome.com

TECHNICAL DRAWING



Glass



950 x 468 mm

BEF AQUATIC WH V 100

BlmSchV
Stufe 2

15a
B - VG

ČSN EN
13229

www.befhome.com