

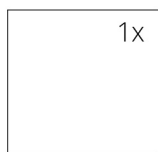
## SPECIFICATIONS

Rated thermal input	13 kW
Efficiency	84 %
Smoke flue diameter	200 mm
Min. thrust (under pressure) for rated thermal input	12 Pa
Fuel gas temperature	235 °C
Volume of fuel gas	10,2 g/s
CO emissions in fuel gas (at 13 % O <sub>2</sub> )	0,0877 %
Dust in the fuel gas (at 13 % O <sub>2</sub> )	11 mg/Nm <sup>3</sup>
Volume of fuel per hour	3,6 kg/h
Fuel	wood (beech logs)
Weight	243 kg



## LIST OF SPARE PARTS

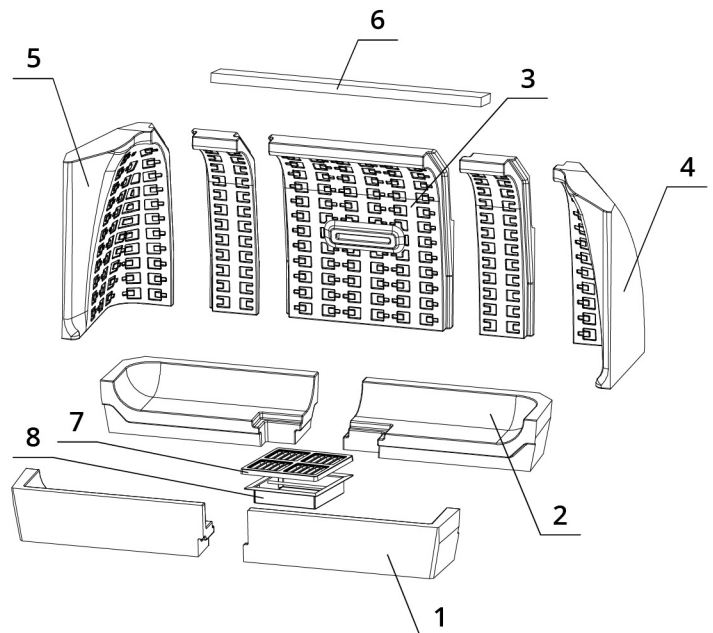
### Glass



950 x 468 mm

### Carcon stones

1. Front bottom
2. Back bottom
3. Back
4. Right side
5. Left side
6. Deflector
7. Cast iron grid
8. Ash tray



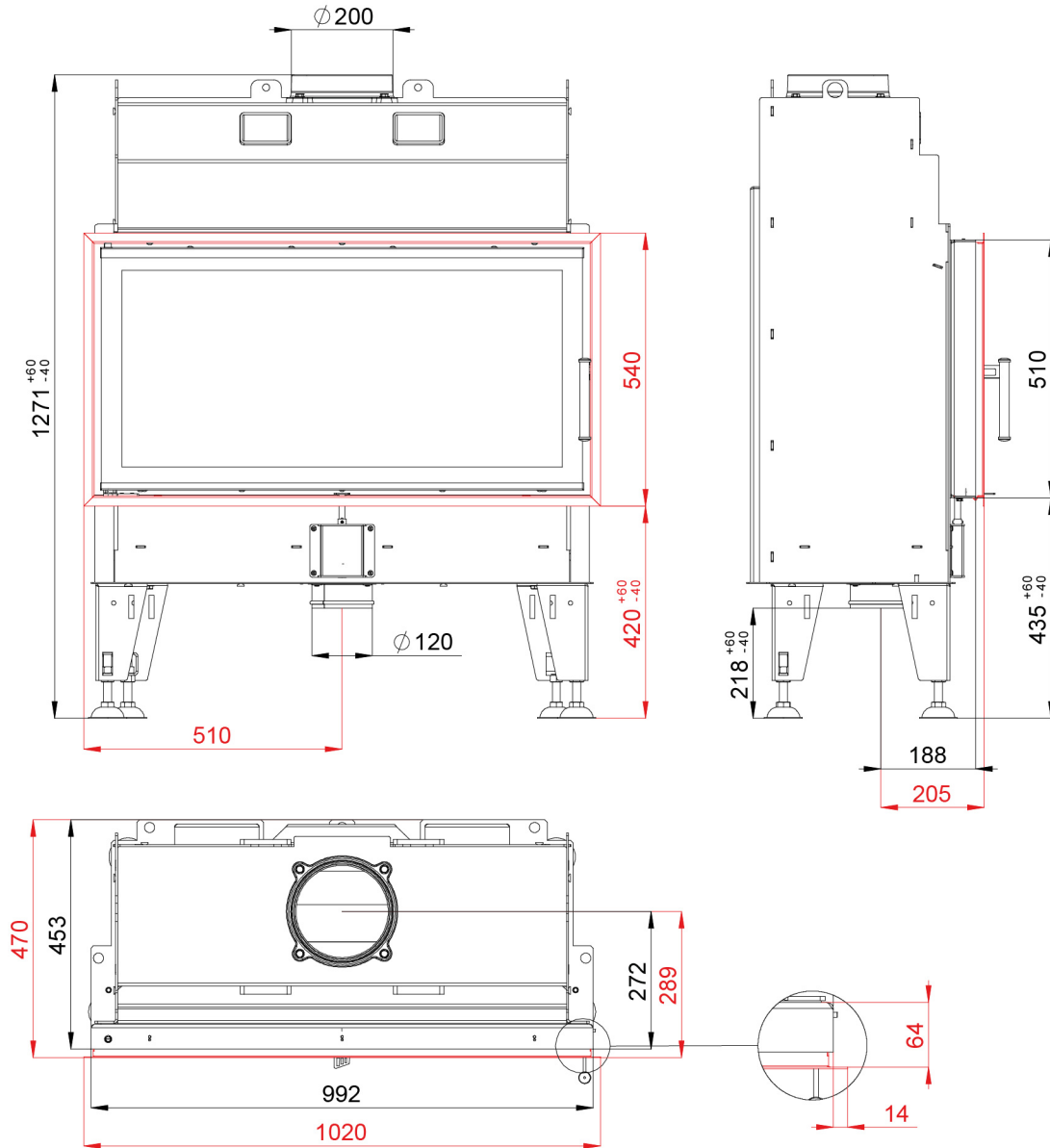
# BEF THERM 10

BImSchV  
Stufe 2

15a  
B - VG

ČSN EN  
13229

## TECHNICAL DRAWING



# BEF THERM 10

BImSchV Stufe 2	15a B - VG	ČSN EN 13229
--------------------	---------------	-----------------

[www.befhome.com](http://www.befhome.com)